



HIRE GUIDE

TOGETHER, REACHING GREATER HEIGHTS

RAISE RELIABILITY WITH EMPIRE

EMPIRE HIRE GROUP IS A PRIVATELY OWNED BUSINESS DEDICATED TO PROVIDING AN EXCELLENT PRICE AND SERVICE WHEN IT COMES TO TOOL AND EQUIPMENT HIRE. WE HAVE A VAST RANGE OF HIRE EQUIPMENT AND KNOWLEDGEABLE STAFF.



WHAT'S INSIDE...

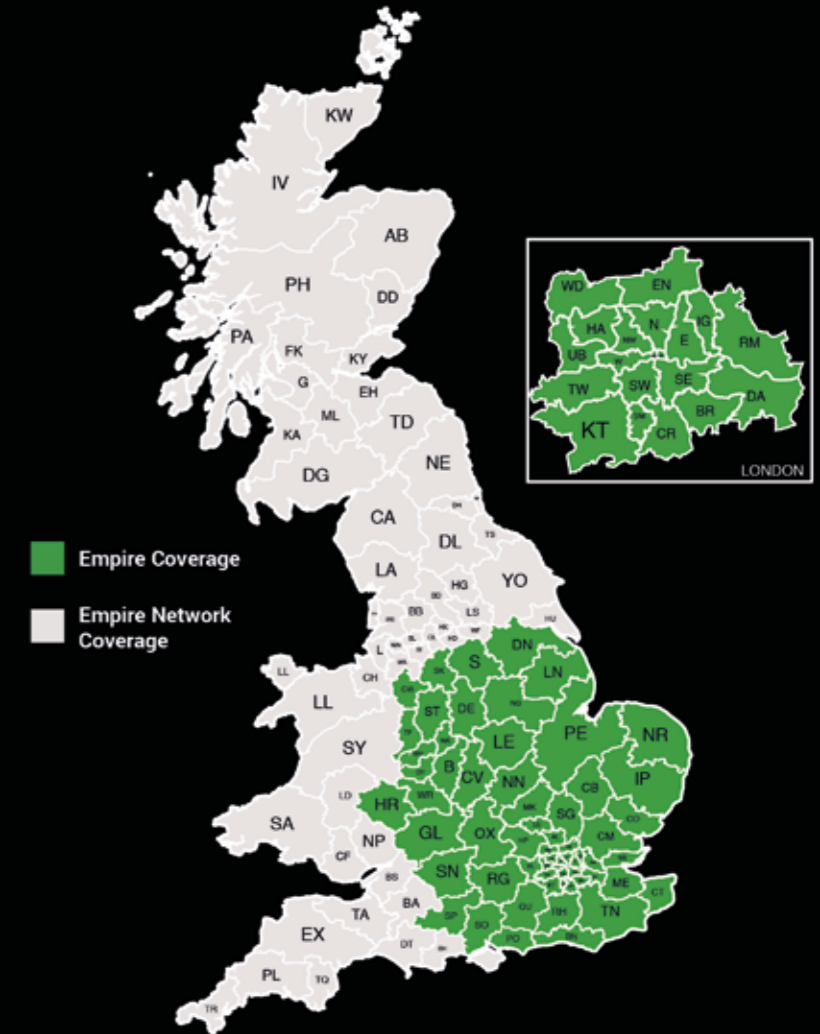
AREAS WE COVER	04	SLA MATERIAL LIFTS	69
PUSH AROUND POPUPS	06	GAS LIFTS	72
SCISSOR LIFTS	12	HEAVY DUTY PIPE RACKS, PALLET TRUCKS & TROLLEYS	76
BOOM LIFTS	32	WORK BENCHES AND VICE	83
LADDERS & STEPS	48	SAWS & DRILLS	84
PODIUMS	52	ITEMS FOR SALE	86
ACCESS TOWERS	58	TRAINING	90
SITE SECURITY	62		

AREAS WE COVER

At Empire Hire Group we want to deliver an outstanding service to you, our customers. That is why we implemented the next day delivery service.

We realised our customers are under time management pressure and so need a quick service to keep staff on the job. We want you to be able to reach your deadlines without fuss.

JOIN FOR THE PRICE
STAY FOR THE SERVICE



REACH NEW BOUNDARIES WITH OUR **PUSH AROUND POPUPS**

THE SMART ALTERNATIVE TO PODIUMS,
TOWERS AND SCAFFOLDING.



Peco

WORKING HEIGHT	3.50M
PLATFORM HEIGHT	1.50M
WIDTH	0.70M
LENGTH	0.90M
SWL	150KG
GROSS WEIGHT	180KG
STOWED HEIGHT	1.55M



Eco

WORKING HEIGHT	4.20M
PLATFORM HEIGHT	2.20M
WIDTH	0.70M
LENGTH	1.28M
SWL	150KG
GROSS WEIGHT	305KG
STOWED HEIGHT	1.56M



Youngmans BOSS X3

WORKING HEIGHT	4.55M
PLATFORM HEIGHT	2.55M
WIDTH	0.70M
LENGTH	1.21M
SWL	240KG
GROSS WEIGHT	349KG




Nano Power Tower

WORKING HEIGHT	4.50M
PLATFORM HEIGHT	2.50M
WIDTH	0.75M
LENGTH	1.20M
SWL	200KG
GROSS WEIGHT	285KG
STOWED HEIGHT	1.56M



Power Tower Nano SP

WORKING HEIGHT	4.50M
PLATFORM HEIGHT	2.50M
WIDTH	0.75M
LENGTH	1.20M
SWL	200KG
GROSS WEIGHT	478KG
STOWED HEIGHT	1.59M



PopUp Pro 10

WORKING HEIGHT	5.00M
PLATFORM HEIGHT	3.00M
WIDTH	0.70M
LENGTH	1.20M
SWL	240KG
GROSS WEIGHT	370KG
STOWED HEIGHT	1.80M



Youngmans BOSS X3X

WORKING HEIGHT	5.10M
PLATFORM HEIGHT	3.10M
WIDTH	0.78M
LENGTH	1.60M
SWL	250KG
GROSS WEIGHT	342KG
STOWED HEIGHT	1.80M



Power Tower

WORKING HEIGHT	5.14M
PLATFORM HEIGHT	3.14M
WIDTH	0.70M
LENGTH	1.25M
SWL	150KG
GROSS WEIGHT	370KG
STOWED HEIGHT	1.85M



All scales in metres

TOGETHER REACHING GREATER HEIGHTS WITH OUR **SCISSOR LIFTS**



ELECTRIC SCISSOR LIFTS

Our electric self propelled scissor lifts are compact. When operating in tight work spaces a zero inside turning radius is a distinct advantage offering flexibility.

Electric powered units are quiet and efficient especially when less noise is a premium



DIESEL SCISSOR LIFTS

See our versatile range of diesel scissor lifts.

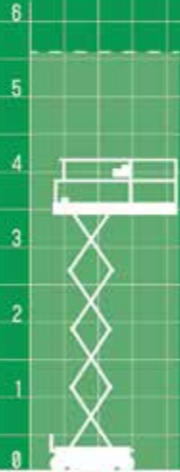
Our range comes in different sizes. Diesel scissor lifts come in a range of power outlets plus 4 wheel drive for rough terrain with 50% gradeability. We supply a range of diesel models to suit your needs.



ELECTRIC SCISSOR LIFTS

Dingli JCPT0607DCS

MAX WORKING HEIGHT	5.60M
MAX PLATFORM HEIGHT	3.60M
MACHINE WIDTH	0.76M
OVERALL LENGTH	1.44M
GROSS WEIGHT	880KG
PLATFORM CAPACITY	240KG
STOWED HEIGHT	2.03M
IPAF CATEGORY	3A



Skyjack SJ16

MAX WORKING HEIGHT	6.75M
MAX PLATFORM HEIGHT	4.75M
MACHINE WIDTH	0.77M
OVERALL LENGTH	1.37M
GROSS WEIGHT	971KG
PLATFORM CAPACITY	227KG
STOWED HEIGHT	1.79M
IPAF CATEGORY	3A



ELECTRIC SCISSOR LIFTS

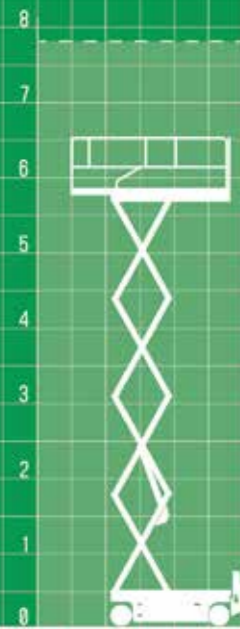
Skyjack SJIII 3219

MAX WORKING HEIGHT	7.79M
MAX PLATFORM HEIGHT	5.79M
MACHINE WIDTH	0.81M
OVERALL LENGTH	1.78M
EXTENSION DECK	0.91M
GROSS WEIGHT	1312KG
PLATFORM CAPACITY	227KG
STOWED HEIGHT	2.00M
IPAF CATEGORY	3A



Dingli JCPT 0807DC

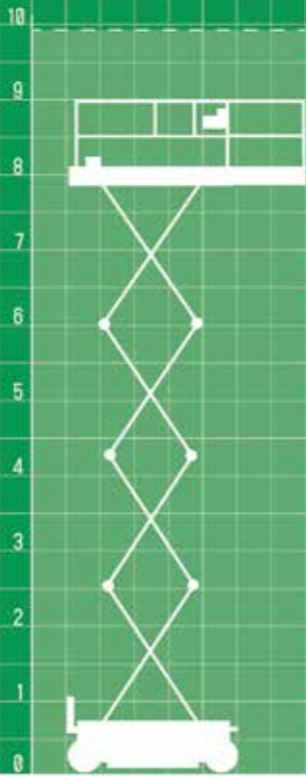
MAX WORKING HEIGHT	7.80M
MAX PLATFORM HEIGHT	5.80M
MACHINE WIDTH	0.76M
OVERALL LENGTH	1.86M
PLATFORM WIDTH	0.74M
EXTENSION DECK	0.90M
GROSS WEIGHT	1240KG
PLATFORM CAPACITY	230KG
STOWED HEIGHT	2.12M
IPAF CATEGORY	3A



ELECTRIC SCISSOR LIFTS

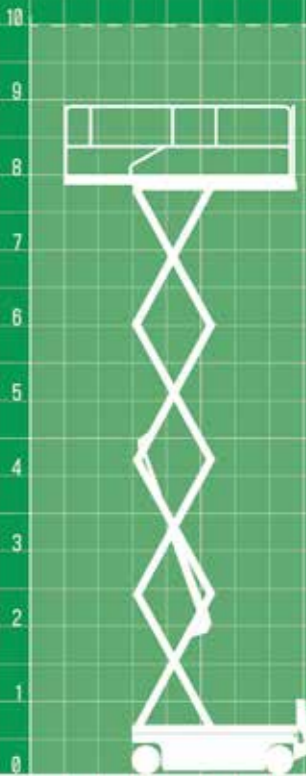
Skyjack SJIII 3226

MAX WORKING HEIGHT	9.92M
MAX PLATFORM HEIGHT	7.92M
MACHINE WIDTH	0.81M
OVERALL LENGTH	2.32M
EXTENSION DECK	0.91M
GROSS WEIGHT	1890KG
PLATFORM CAPACITY	227KG
STOWED HEIGHT	1.91M
IPAF CATEGORY	3A



Dingli JCPT 1008DC

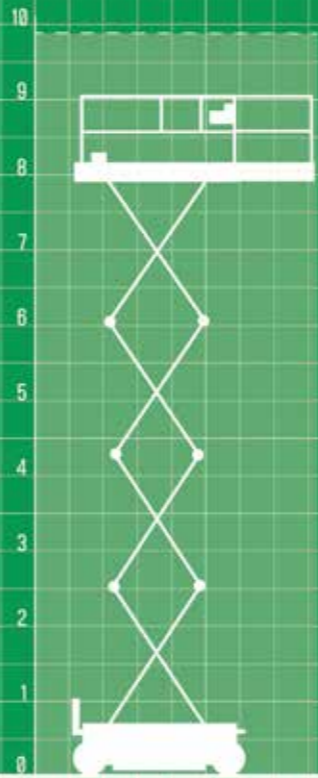
MAX WORKING HEIGHT	10.00M
MAX PLATFORM HEIGHT	8.00M
MACHINE WIDTH	0.81M
OVERALL LENGTH	2.48M
PLATFORM WIDTH	0.83M
EXTENSION DECK	0.90M
GROSS WEIGHT	2140KG
PLATFORM CAPACITY	230KG
STOWED HEIGHT	2.00M
IPAF CATEGORY	3A



ELECTRIC SCISSOR LIFTS

Skyjack SJIII 4626

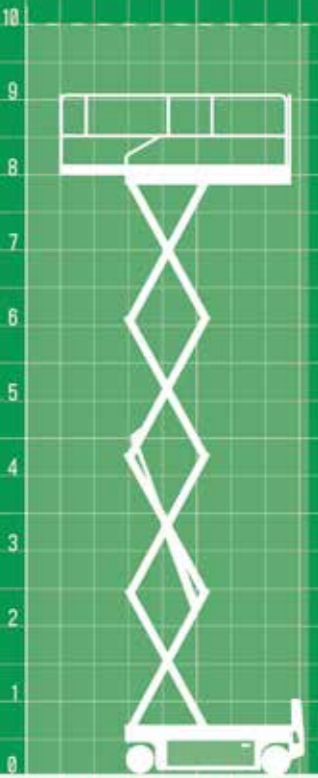
MAX WORKING HEIGHT	9.92M
MAX PLATFORM HEIGHT	7.92M
MACHINE WIDTH	1.17M
OVERALL LENGTH	2.31M
EXTENSION DECK	1.22M
GROSS WEIGHT	2170KG
PLATFORM CAPACITY	454KG
STOWED HEIGHT	1.79M
IPAF CATEGORY	3A



All scales in metres

Dingli JCPT 1012DC

MAX WORKING HEIGHT	10.0M
MAX PLATFORM HEIGHT	8.0M
MACHINE WIDTH	1.15M
OVERALL LENGTH	2.48M
EXTENSION DECK	0.90M
GROSS WEIGHT	2655KG
PLATFORM CAPACITY	450KG
PLATFORM CAPACITY ON EXTENSION	113KG
STOWED HEIGHT	1.83M
IPAF CATEGORY	3A

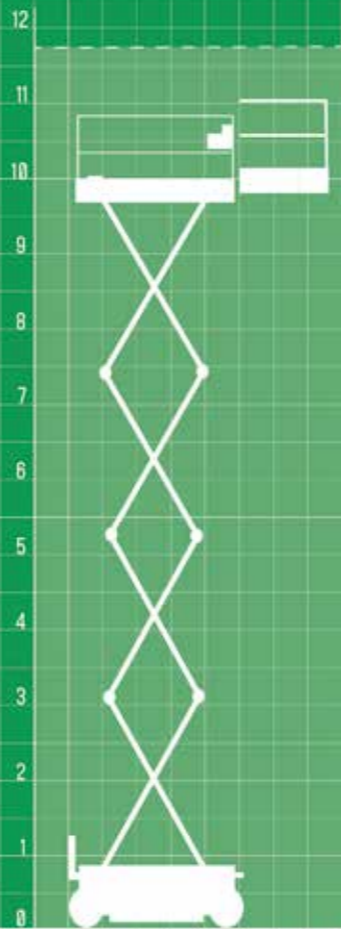


All scales in metres

ELECTRIC SCISSOR LIFTS

Skyjack SJIII 4632

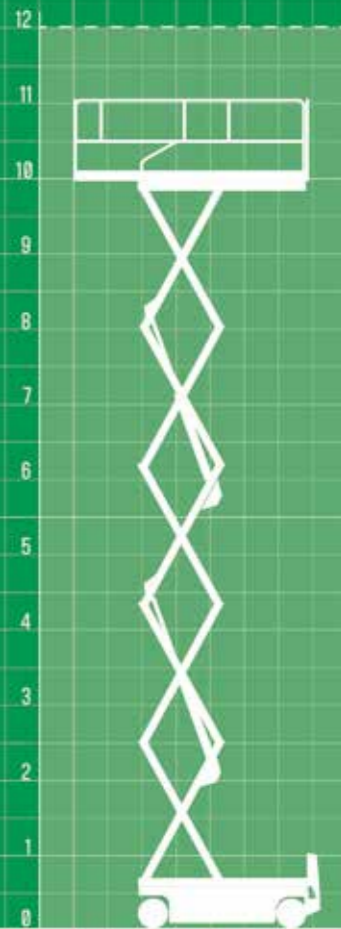
MAX WORKING HEIGHT	11.75M
MAX PLATFORM HEIGHT	9.75M
MACHINE WIDTH	1.17M
OVERALL LENGTH	2.31M
EXTENSION DECK	1.22M
GROSS WEIGHT	2302KG
PLATFORM CAPACITY	317KG
STOWED HEIGHT	1.91M
IPAF CATEGORY	3A



All scales in metres

Dingli JCPT 1212DC

MAX WORKING HEIGHT	12.0M
MAX PLATFORM HEIGHT	10.0M
MACHINE WIDTH	1.15M
OVERALL LENGTH	2.48M
EXTENSION DECK	0.90M
GROSS WEIGHT	2965KG
PLATFORM CAPACITY ON EXTENSION	113KG
STOWED HEIGHT	1.96M
IPAF CATEGORY	3A

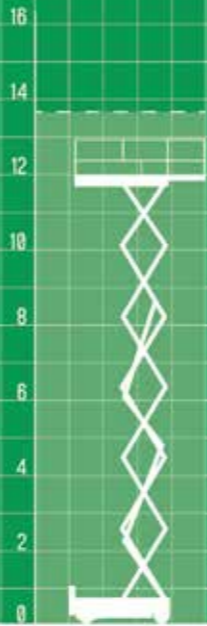


All scales in metres

ELECTRIC SCISSOR LIFTS

Dingli JCPT1412DC

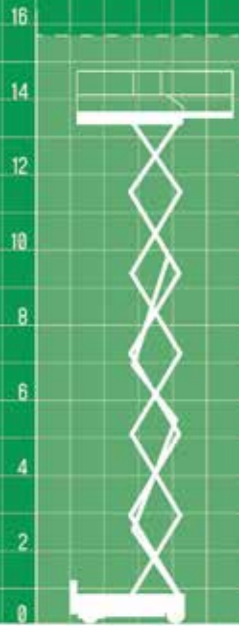
MAX WORKING HEIGHT	13.70M
MAX PLATFORM HEIGHT	11.80M
MACHINE WIDTH	1.19M
OVERALL LENGTH	2.48M
EXTENSION DECK	0.90M
GROSS WEIGHT	2880KG
PLATFORM CAPACITY	320KG
STOWED HEIGHT	2.05M
IPAF CATEGORY	3A



All scales in metres

Dingli JCPT1612DC

MAX WORKING HEIGHT	15.70M
MAX PLATFORM HEIGHT	13.70M
MACHINE WIDTH	1.25M
OVERALL LENGTH	2.84M
EXTENSION DECK	0.90M
GROSS WEIGHT	3180KG
PLATFORM CAPACITY	250KG
STOWED HEIGHT	2.05M
IPAF CATEGORY	3A



All scales in metres

ELECTRIC SCISSOR LIFTS

ADD ONS...

3.3kVA Transformer

POWER	3.3KVA
INPUT VOLTAGE	230V
OUTPUT VOLTAGE	110V
POWER FACTOR	0.93LAG
INPUT CABLE	1.5M



5.5kVA Transformer

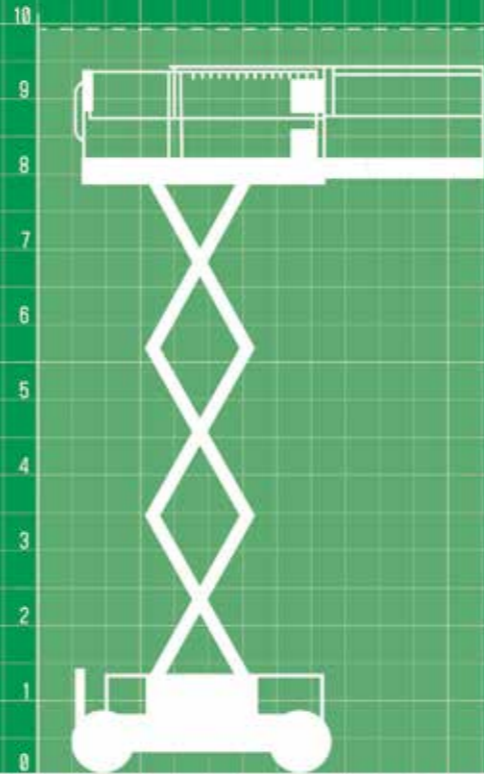
POWER	5.5KVA
INPUT VOLTAGE	240V
OUTPUT VOLTAGE	110V
POWER FACTOR	0.8LAG
INPUT CABLE	1.75M



DIESEL SCISSOR LIFTS

Skyjack SJ6826 RT

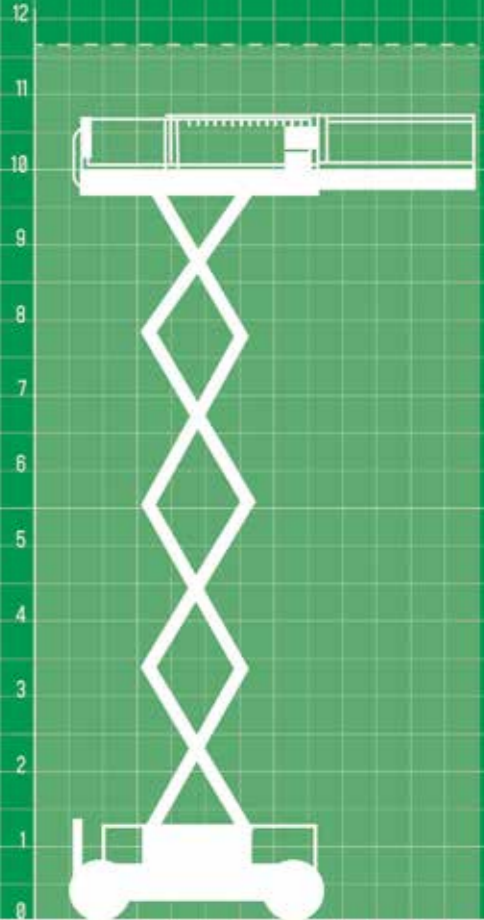
MAX WORKING HEIGHT	9.92M
MAX PLATFORM HEIGHT	7.92M
MACHINE WIDTH	1.76M
OVERALL LENGTH	3.35M
EXTENSION DECK	1.52M
GROSS WEIGHT	3500KG
PLATFORM CAPACITY	567KG
STOWED HEIGHT (RAILS DOWN)	1.61M
STOWED HEIGHT	2.37M
IPAF CATEGORY	3A



All scales in metres

Skyjack SJ6832 RT

MAX WORKING HEIGHT	11.75M
MAX PLATFORM HEIGHT	9.75M
MACHINE WIDTH	1.76M
OVERALL LENGTH	3.35M
EXTENSION DECK	1.52M
GROSS WEIGHT	3781KG
PLATFORM CAPACITY	454KG
STOWED HEIGHT (RAILS DOWN)	1.75M
STOWED HEIGHT	2.50M
IPAF CATEGORY	3A



All scales in metres

TAKING YOU HIGHER WITH OUR **BOOM LIFTS**

CHERRY PICKERS RANGING FROM 8M TO 26.2M



ELECTRIC BOOM LIFTS

Our Electric boom lifts operate at heights ranging from 10m to 21m to meet the requirements of any indoor vertical access task.

HYBRID BOOM LIFTS

Our Hybrid boom lifts offer two different power sources in one machine - hybrid booms can switch from an electric motor to diesel to boost power when needed.

DIESEL BOOM LIFTS

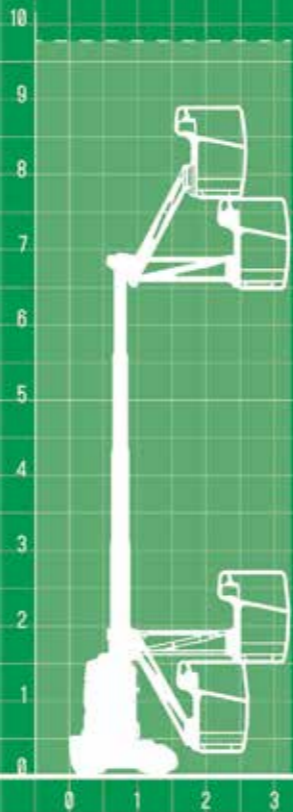
Diesel boom lifts are ideal for demanding situations. Our diesel boom lifts operate at heights ranging from 8m to 26.2m.



ELECTRIC BOOM LIFTS

Manitou 100 VJR

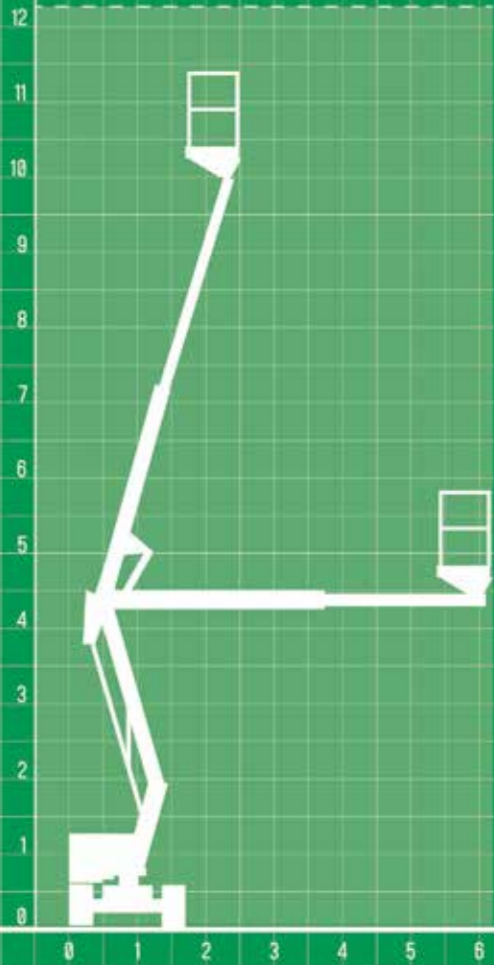
WORKING HEIGHT	9.85M
PLATFORM HEIGHT	7.85M
MAX OUTREACH	3.15M
OVERALL WIDTH	0.99M
STOWED LENGTH	2.80M
STOWED HEIGHT	1.99M
GROSS WEIGHT	2650KG
PLATFORM CAPACITY	200KG
IPAF CATEGORY	3B



All scales in metres

Nifty HR12E

WORKING HEIGHT	12.20M
PLATFORM HEIGHT	10.20M
MAX OUTREACH	6.10M
OVERALL WIDTH	1.50M
STOWED LENGTH	4.10M
STOWED HEIGHT	1.90M
GROSS WEIGHT	3453KG
PLATFORM CAPACITY	200KG
IPAF CATEGORY	3B

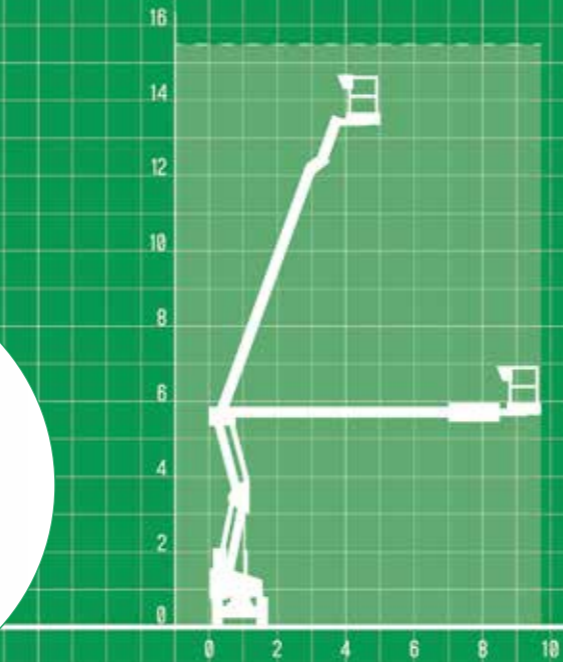


All scales in metres

ELECTRIC BOOM LIFTS

Nifty HR15NE

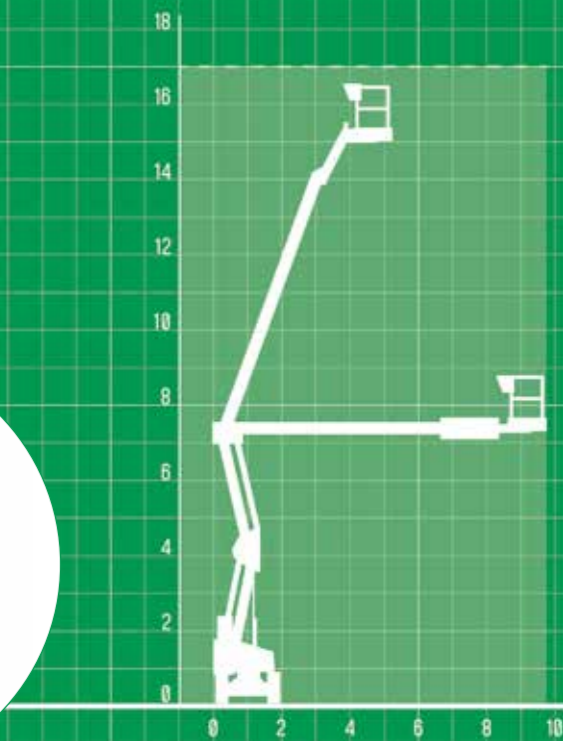
WORKING HEIGHT	15.50M
PLATFORM HEIGHT	13.50M
MAX OUTREACH	9.70M
OVERALL WIDTH	1.50M
STOWED LENGTH	6.40M
STOWED HEIGHT	1.99M
GROSS WEIGHT	7250KG
PLATFORM CAPACITY	225KG
IPAF CATEGORY	3B



All scales in metres

Nifty HR17NE

WORKING HEIGHT	17.00M
PLATFORM HEIGHT	15.00M
MAX OUTREACH	9.70M
OVERALL WIDTH	1.50M
STOWED LENGTH	6.40M
STOWED HEIGHT	1.99M
GROSS WEIGHT	7650KG
PLATFORM CAPACITY	225KG
IPAF CATEGORY	3B

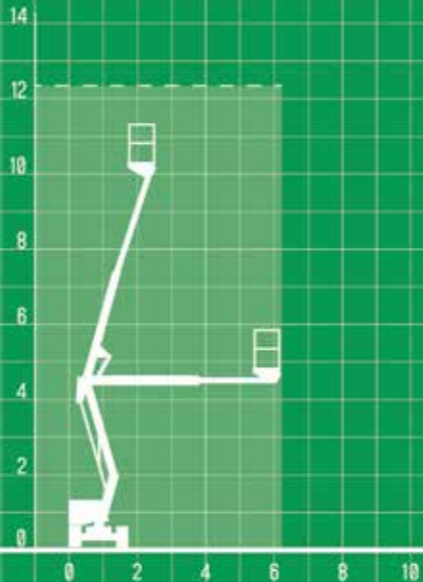


All scales in metres

HYBRID BOOM LIFTS

Nifty HR12NDE

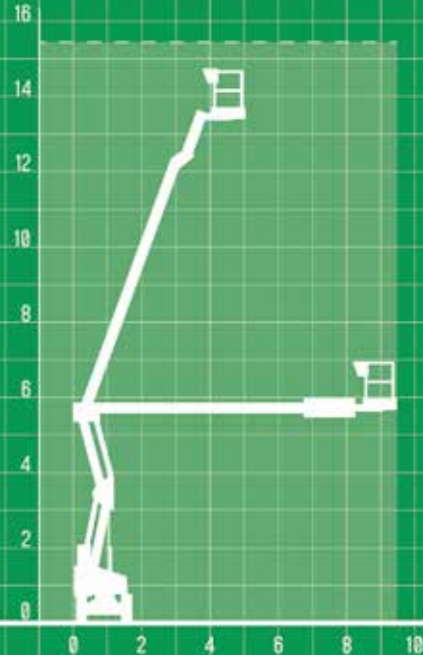
WORKING HEIGHT	12.20M
PLATFORM HEIGHT	10.20M
MAX OUTREACH	6.10M
OVERALL WIDTH	1.50M
STOWED LENGTH	4.10M
STOWED HEIGHT	1.90M
GROSS WEIGHT	3453KG
PLATFORM CAPACITY	200KG
IPAF CATEGORY	3B



All scales in metres

Nifty HR15NDE

WORKING HEIGHT	15.50M
PLATFORM HEIGHT	13.50M
MAX OUTREACH	9.40M
OVERALL WIDTH	1.50M
STOWED LENGTH	6.40M
STOWED HEIGHT	1.99M
GROSS WEIGHT	7250KG
PLATFORM CAPACITY	225KG
IPAF CATEGORY	3B

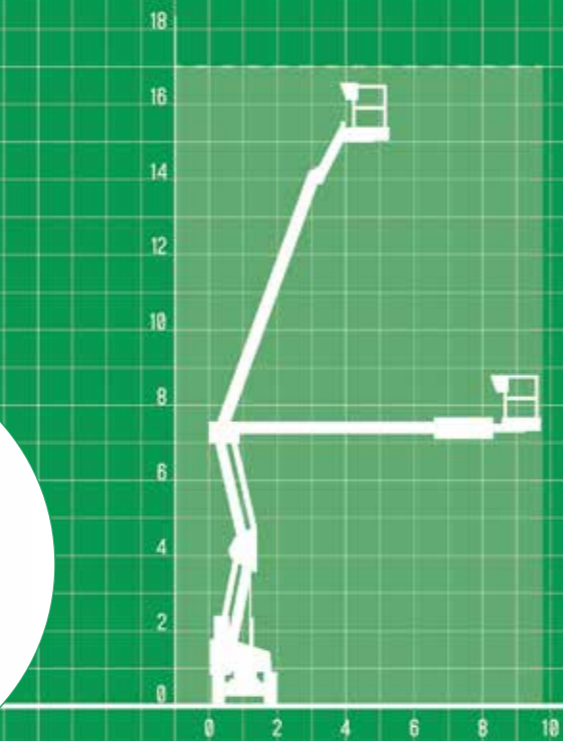


All scales in metres

HYBRID BOOM LIFTS

Nifty HR17NDE

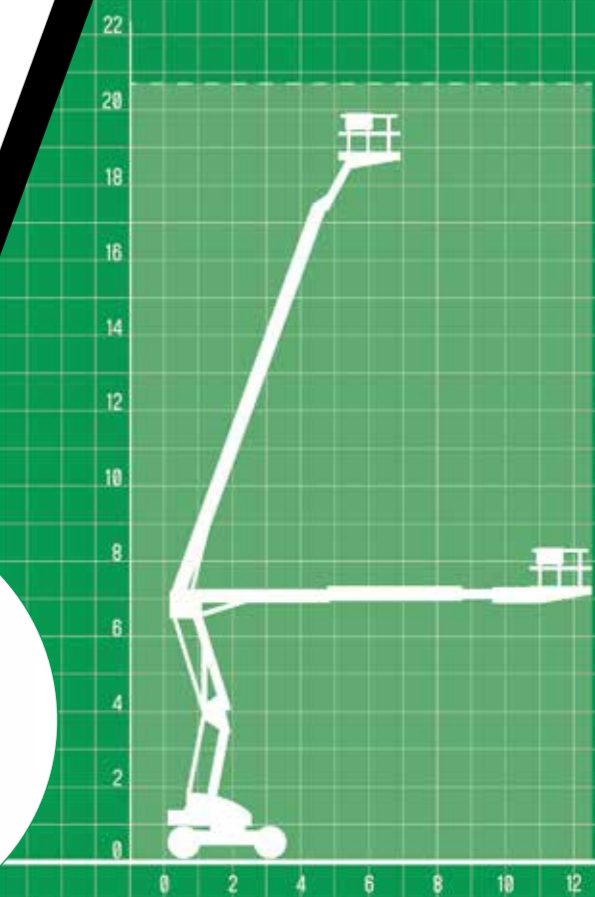
WORKING HEIGHT	17.00M
PLATFORM HEIGHT	15.00M
MAX OUTREACH	9.70M
OVERALL WIDTH	1.50M
STOWED LENGTH	6.40M
STOWED HEIGHT	1.99M
GROSS WEIGHT	7650KG
PLATFORM CAPACITY	225KG
IPAF CATEGORY	3B



All scales in metres

Nifty HR21 4x4

WORKING HEIGHT	20.80M
PLATFORM HEIGHT	18.80M
MAX OUTREACH	12.50M
OVERALL WIDTH	2.27M
STOWED LENGTH	5.30M
STOWED HEIGHT	2.15M
GROSS WEIGHT	6220KG
PLATFORM CAPACITY	225KG
IPAF CATEGORY	3B

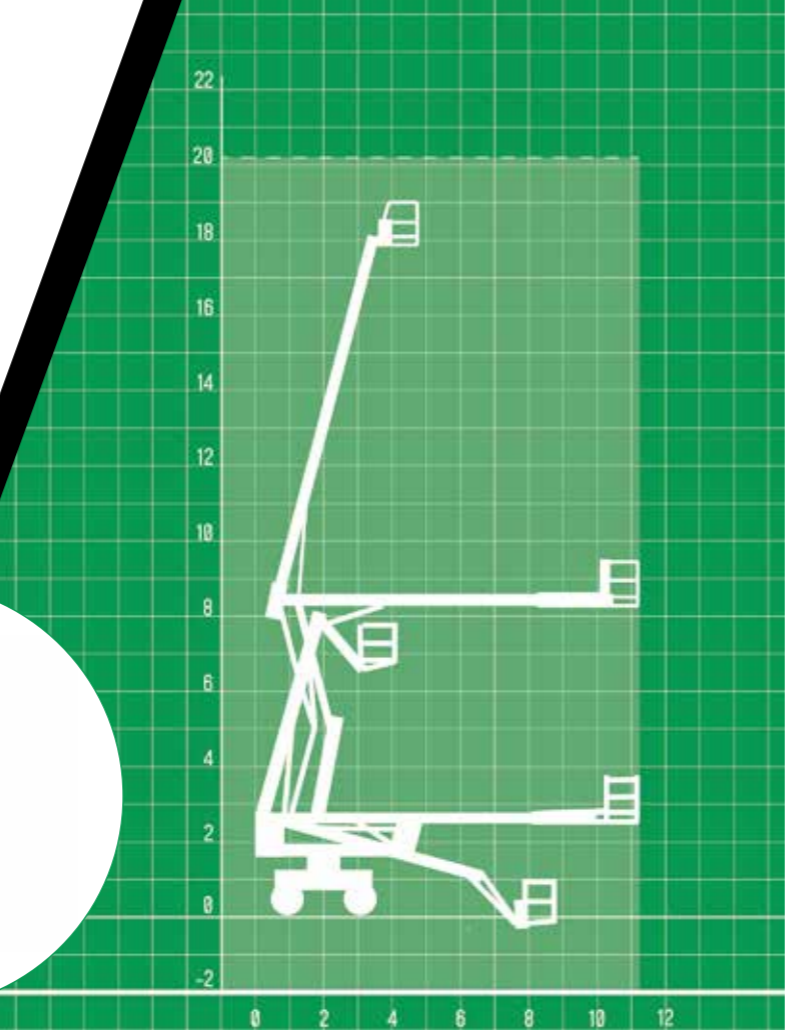


All scales in metres

HYBRID BOOM LIFTS

Dingli BA20HRT

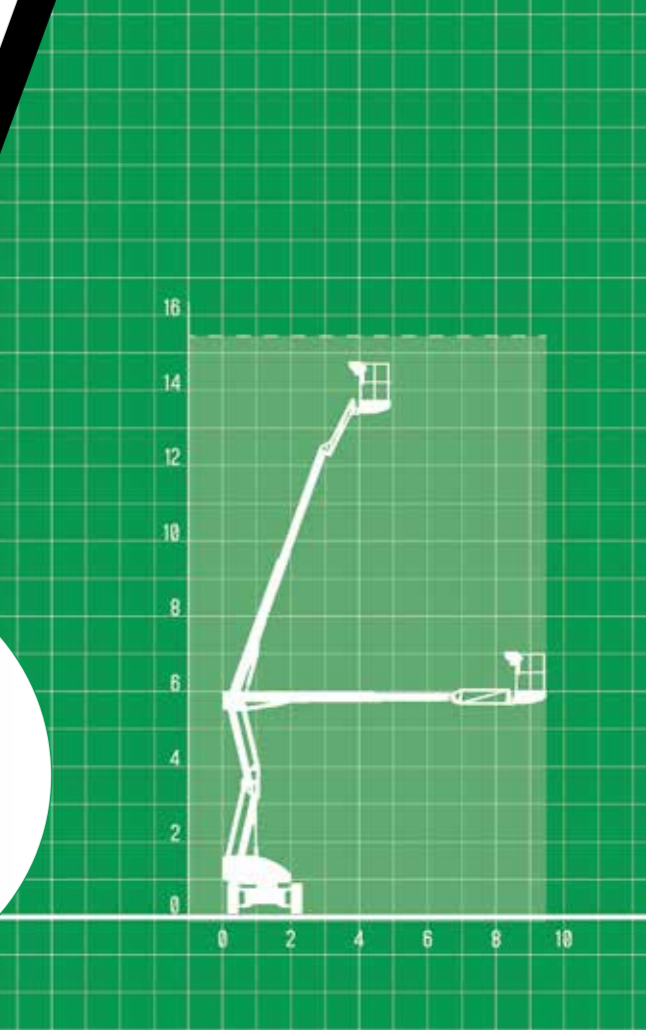
WORKING HEIGHT	20.1M
PLATFORM HEIGHT	18.15M
MAX OUTREACH	11.13M
OVERALL WIDTH	2.33M
STOWED LENGTH	8.37M
STOWED HEIGHT	2.55M
GROSS WEIGHT	8300KG
PLATFORM CAPACITY	250KG
IPAF CATEGORY	3B



All scales in metres

Nifty HR15 4x4

WORKING HEIGHT	15.70M
PLATFORM HEIGHT	13.70M
MAX OUTREACH	9.40M
OVERALL WIDTH	2.00M
STOWED LENGTH	4.80M
STOWED HEIGHT	2.10M
GROSS WEIGHT	4880KG
PLATFORM CAPACITY	225KG
IPAF CATEGORY	3B

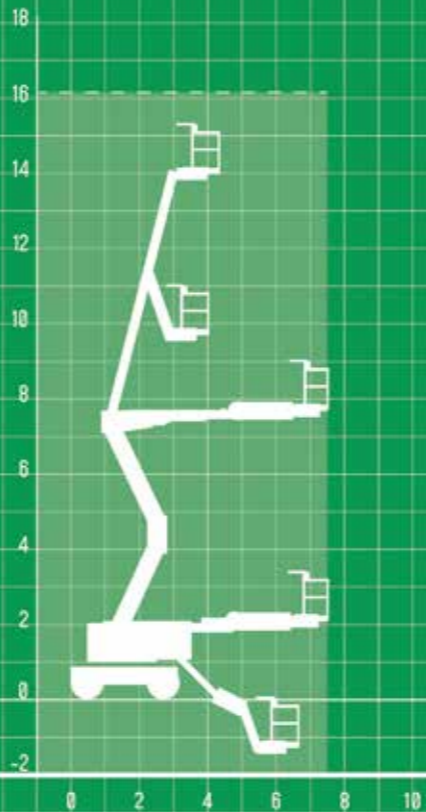


All scales in metres

DIESEL BOOM LIFTS

SkyJack SJ 46 AJ

WORKING HEIGHT	16.10M
PLATFORM HEIGHT	14.10M
MAX OUTREACH	7.54M
OVERALL WIDTH	2.29M
STOWED LENGTH	6.50M
STOWED HEIGHT	2.07M
GROSS WEIGHT	6500KG
PLATFORM CAPACITY	227KG
IPAF CATEGORY	3B



All scales in metres



LADDERS **AND** STEPS

DON'T GET CAUGHT OUT. A LADDER IS AN ESSENTIAL TOOL FOR ALL TRADESMEN.

WE HAVE A LARGE RANGE OF STEPS AND COMBI LADDERS AVAILABLE TO HIRE.

ALL OUR LADDERS ARE ROBUST AND MEET HSE STANDARDS.



FIBRE GLASS STEPS



TYPE	6 TREAD FIBREGLASS
DESCRIPTION	5 TREADS & TRAY
CLOSED HEIGHT	1.83M
OPEN HEIGHT	1.65M
WEIGHT	8.00KG
LOAD	150KG



TYPE	8 TREAD FIBREGLASS
DESCRIPTION	7 TREADS
CLOSED HEIGHT	2.43M
OPEN HEIGHT	2.31M
WEIGHT	10.00KG
LOAD	150KG



TYPE	10 TREAD FIBREGLASS
DESCRIPTION	9 TREADS
CLOSED HEIGHT	3.05M
OPEN HEIGHT	2.90M
WEIGHT	12.00KG
LOAD	150KG

COMBI LADDERS



TYPE	YOUNGMAN 2.0M COMBI LADDER
DESCRIPTION	6 RUNGS/SECTION
STEP	1.85M
STAIRWAY	2.68M
EXTENDED STEP	2.68M
EXTENDED LADDER	3.48M



TYPE	YOUNGMAN 2.5M COMBI LADDER
DESCRIPTION	8 RUNGS/SECTION
STEP	2.40M
STAIRWAY	3.23M
EXTENDED STEP	3.78M
EXTENDED LADDER	5.12M



TYPE	YOUNGMAN 3.0M COMBI LADDER
DESCRIPTION	10 RUNGS/SECTION
STEP	2.95M
STAIRWAY	3.77M
EXTENDED STEP	4.87M
EXTENDED LADDER	6.76M

PODIUMS

HIRE FROM OUR RANGE OF PODIUMS,
DESIGNED TO PROVIDE A STABLE AND
MANOEUVRABLE SOLUTION WHEN WORKING
AT SMALL SCALE HEIGHTS.



PODIUMS

HOP UP 600 X 600

PLATFORM HEIGHT	510MM
PLATFORM SIZE	600MM X 600MM
FOOTPRINT ON GROUND	695MM X 930MM
MAX STATIC LOAD	150KG
WEIGHT	5.7KG

- Easy to use and easy to store
- Ribbed platform and treads provide a slip resistant surface while working
- Tough over boots and locking legs ensure a secure footing
- Solid durable construction
- Comes complete with a free risk assessment form to help keep you compliant under the new regulations



Delta Deck

SAFE WORKING LOAD	200KG
MAX WORKING HEIGHT	3.00M
WEIGHT	26.8KG

- Telescopic Legs incorporating locking wheels
- Easily managed by one person
- Folding one piece design [nothing to lose or forget]
- Large anti-slip platform.
- Full 4 sided guardrail
- 2 gates for climbing on and off at either end
- Super sturdy aluminium construction



PODIUMS



PLATFORM HEIGHT	1.0M
PLATFORM DIMENSIONS	600MM X 530MM
OPEN DIMENSIONS (H X L X W)	2.26M X 1.37M X 0.65M
STORAGE DIMENSIONS (H X L X W)	2.26M X 1.37M X 0.26M
WEIGHT	35KG



PLATFORM HEIGHT	1.25M
PLATFORM DIMENSIONS	600MM X 530MM
OPEN DIMENSIONS (H X L X W)	2.26M X 1.37M X 0.65M
STORAGE DIMENSIONS (H X L X W)	2.26M X 1.37M X 0.26M
WEIGHT	35KG



PLATFORM HEIGHT	1.5M
PLATFORM DIMENSIONS	600MM X 530MM
OPEN DIMENSIONS (H X L X W)	2.76M X 1.37M X 0.65M
STORAGE DIMENSIONS (H X L X W)	2.76M X 1.37M X 0.26M
WEIGHT	35KG



PLATFORM HEIGHT	1.75M
PLATFORM DIMENSIONS	600MM X 530MM
OPEN DIMENSIONS (H X L X W)	2.76M X 1.37M X 0.65M
STORAGE DIMENSIONS (H X L X W)	2.76M X 1.37M X 0.26M
WEIGHT	45KG



PLATFORM HEIGHT	2.0M
PLATFORM DIMENSIONS	600MM X 530MM
OPEN DIMENSIONS (H X L X W)	3.01M X 1.37M X 0.65M
STORAGE DIMENSIONS (H X L X W)	3.01M X 1.37M X 0.26M
WEIGHT	45KG

ACCESS TOWERS

EMPIRE HIRE GROUP HAVE A RANGE OF ALUMINIUM ACCESS TOWERS TO SUIT THE REQUIREMENTS OF VARIOUS APPLICATIONS.



ACCESS TOWERS

Stairwell Tower

For safe access on both industrial and domestic staircases. The basic stairwell pack provides a platform level of 2.7m from the lowest step.

The unit is 0.7m wide and features special narrow base plates, adjustable legs and nonslip platform boards.

Easy access from both sides of the stairwell unit to the platform is provided by a walk through ladder frame. Simply walk through the frame and climb the ladder. This frame design solves the access problems experienced on narrow and domestic staircases. Integrated access frame so access on the staircase can still be obtained.



One Man Tower

- The base unit turns into an easy to manoeuvre trolley.
- Maximum safe working height is 6.1m.
- 250mm Rung pitching's to ease climbing.
- Available in 4.1m.
- The Platform Length is 1.3m with an anti-slip finish.
- Will fit through standard doorways and corridors.
- Floating spigots for ease of erecting and ease of assembly.
- All frames are one size for an easier build.
- 5-year warranty for manufacturers defects.
- Takes 10 minutes to erect.

Single & Double Width Towers

Available in 23 working heights for each of the 4 different Widths and Lengths, from 1.2m to 12.2m (platform height) in 0.5m increments.

WEIGHT RATING 950KG (149.2 stone) less tower self weight

FRAME SECTIONS available in 850mm and 1450mm widths and 1m, 1.5m and 2m Heights

FULLY WELDED LADDER incorporated into frame

FITTED WITH DUAL LOCKING CASTORS individually certified to 700kg. Tower base plates are available as an alternative.

PLATFORM ARE AVAILABLE IN 2 DIFFERENT LENGTHS - 1.8m and 2.5m with a non slip finish for additional safety, damage resistant claws, and an automatic self closing trapdoor. Complete with Wind-lock device. Weight rating of 275kg (43.3 stone).



PLATFORM CAN BE SET at increments of 0.5m(1'8") ensuring maximum flexibility to work at a variety of heights.

UNIQUE SINGLE PIECE FOLDING TOE BOARD

COLOUR CODED HOOKS with an oversized trigger for easier operation.

STRONGER WORKING TOGETHER WITH OUR **SITE SECURITY**

FROM INDUSTRY STANDARD TOUGH METAL CONSTRUCTION BOXES BY ARMORGARD TO SITE FENCING AND BARRIERS. WE STOCK EVERYTHING NEEDED TO KEEP YOUR SITE SECURE AND SAFE.



SITE SECURITY



Temporary Fencing

Keep your site secure with our temporary fencing. Strong construction and easily assembled to make a strong barrier around your work area.

TYPE	DIMENSIONS
LONG FENCE PANELS	3.50M (12')



Traffic Management

Chapter barriers are essentials to keep the working area safe and prevent accidents. Durable made materials and coloured for visibility.

TYPE	DIMENSIONS
CHAPTER 8 BARRIERS	2.00M



Pipe Storage

Keep your expensive pipes locked up on the building site in this portable PipeStor, commonly known as a 'copper coffin'. This exclusive product is divided internally into four sections for different size pipes and it can be extended to take longer lengths by adding extra sections

- Fully mobile
- Fork lift skids
- Serial Numbered



Armorgard PipeRack™

Pipe Racks- Armorgard PipeRack™ is an innovatively designed wheeled storage rack to manoeuvre while you're working on site.

Site Box 4 x2x2 - TuffBank™

Site box 4 x2x2 - TuffBank™ are the industry standard in rigid security safe boxes. They are made with heavy duty steel plate construction and unique Armorgard anti-jemmy technology mean that it is virtually impregnable to all but the most sophisticated thief.

- 5-lever Deadlocks
- Fork Lift Skids
- Autolatch Lid
- Jemmy System



Site Chest 4x4x2 - TuffBank™

Site Chest 4x4x2 - TuffBank™ are the industry standard in rigid security safe boxes.. They are made with heavy duty steel plate construction and unique Armorgard anti-jemmy technology mean that it is virtually impregnable to all but the most sophisticated thief.

Mobile Fitting Store

With the cost of copper fittings and electrical cable soaring, the Fittings Stor has been developed to safely secure all M&E components and tools in one location. Featuring adjustable shelves, removable fittings bins and heavy duty castors

- Steel Plated
- 3 Adjustable Shelves
- Two 5-lever Deadlocks
- Serial Numbered



Cutting Station

The unique multi-purpose material cutting station from Armorgard. The Armorgard Cutting Station™ is a unique purpose-built work station for cutting lengths of metal, such as conduit, cable tray and pipe. Integral health and safety features include fire-rated sound deadening foam to reduce noise pollution, and PVC screens to contain and protect from sparks. The chop saw is positioned on a rubber mat to reduce vibration, while the innovative design allows the chop saw to be positioned at a safe working height, minimising risk of accident or injury.

EXTERNAL	1360 X 800 X 1820
INTERNAL	1200 X 800 X 1615



- Sound deadening, fire rated foam minimises noise pollution
- 110v power supply with internal sockets and light
- PVC panels contain and protect from sparks
- Adjustable extending support arms
- Rubber mat to provide good grip for a choppersaw and reduce vibration
- Secure lockable cabinet beneath workbench area
- Powder coated for maximum durability
- Heavy-duty swivel wheels
- Secured 5-lever serial-numbered deadlocks
- Rear socket
- Internal sockets and light

SLA MATERIAL LIFTS

EMPIRE HIRE GROUP STOCK A RANGE OF GENIE MATERIAL LIFTS TO SUIT ALL LOAD AND HEIGHT TYPES. THESE SIMPLE TO USE LIFTS ARE QUICK TO SET UP AND USE.

PRODUCTIVITY & FORK OPTIONS:

- Standard forks
- Adjustable forks
- Fork extensions
- Flat forks (SLA-5,-10, -15 only)
- Boom
- Pipe cradle[1]



SLA MATERIAL LIFTS



TYPE	SLA-10
MAXIMUM LIFTING HEIGHT	3.49M
MAXIMUM LOAD CAPACITY	454KG



TYPE	SLA-15
MAXIMUM LIFTING HEIGHT	4.98M
MAXIMUM LOAD CAPACITY	363KG



TYPE	SLA-20
MAXIMUM LIFTING HEIGHT	6.46M
MAXIMUM LOAD CAPACITY	363KG



TYPE	SLA-25
MAXIMUM LIFTING HEIGHT	7.94M
MAXIMUM LOAD CAPACITY	295KG

GAS LIFTS

WE SUPPLY GENIE GAS LIFTS. THERE ARE TWO CAPACITIES AVAILABLE (3.8M AND 5.6M). THE LIFTS USE VAPOURISED CO₂ TO LIFT LOADS UP TO 134KG.



Genie Lift GH3.8

Our convenient gas lifts are operated using vapourised CO2 and are perfect for lifting items weighing up to 136kg without the need for an electrical supply. Genie gas lifts are very easy to set up and are ready to go in minutes.

SWL	136KG
GROSS WEIGHT	34KG
WORKING HEIGHT	3.80M



Genie Lift GH5.6

Our convenient gas lifts are operated using vapourised CO2 and are perfect for lifting items weighing up to 113kg without the need for an electrical supply. Genie gas lifts are very easy to set up and are ready to go in minutes.

SWL	113KG
GROSS WEIGHT	37KG
WORKING HEIGHT	5.60M



HEAVY DUTY PIPE RACKS, PALLET TRUCKS & TROLLEYS

THE ADAPTABLE MOBILE ON-SITE PIPE AND CONDUIT STORAGE SOLUTION. THE ARMORGARD PIPERACK™ IS AN INNOVATIVELY DESIGNED WHEELED STORAGE RACK TO MANOEUVRE WHILE YOU'RE WORKING ON SITE.



1T Pipe Rack

WEIGHT	100KG
WIDTH	1540MM
DEPTH	1040MM
HEIGHT	1440MM



2T Pipe Rack

WEIGHT	120KG
WIDTH	1540MM
DEPTH	1440MM
HEIGHT	1440MM

Spiral Duct Rack

CAPACITY	750KG
WEIGHT	105KG
LENGTH	1820MM
WIDTH	1140MM
HEIGHT	1930MM



Plasterboard Trolleys

WEIGHT	55KG
LENGTH	1200MM
WIDTH	750MM
HEIGHT	1440MM

LA1500 Loadall

Constructed out of 50×50 and 50×25 box section. Quick and easy clamping system to secure boards whilst in transit.



Flat Bed Trolleys

CAPACITY	700KG
OVERALL LENGTH	1410MM
OVERALL WIDTH	700MM
PLATFORM SIZE	1200 X 700MM
WHEELS	SOLID RUBBER

Standard Hand Pallet Truck

CAPACITY	2500KG
LENGTH OF FORKS	1150MM
WIDTH OVER FORKS	540MM
STEER WHEELS	NYLON
LOAD WHEELS	SINGLE - NYLON



LA750 PRO Trolley

WEIGHT	70KG
EXTERNAL SIZE (H X W X D)	1305 X 1705 X 550MM
EXTERNAL SIZE (H X W X D INCLUDING PROTUSIONS)	2305 X 1805 X 550MM

Armorgard Heavy Duty Turntable Truck

- Heavy-duty wooden deck for ground clearance and easy loading.
- Precision steering mechanism for easy manoeuvring.
- 40mm box section steel with a Jet Black powder coated finish.
- 1000kg working load limit.
- Self assembly required.



CAPACITY	1000KG
OVERALL LENGTH	2500LM (INCLUDING HANDLE)
OVERALL WIDTH	690MM
PLATFORM SIZE	1300L X 690W X 470H MM
WHEELS	400MM DIAMETER PUNCTURE PROOF TYRES

WORKBENCHES AND VICE



Pipe Tripod Vice

Professional pipe-fitter work stand with built-in 6' quick release Chain Vice, has lever action to tighten and release the chain. Wide angle folding legs for exceptional stability, ceiling brace, and bending holes for 3/8', 1/2', 3/4' steel pipe.



Workbench With Vice

The versatile and easy-to-use mobile work platform from Armorgard. The TuffBench™ heavy-duty folding work platform is a versatile workbench designed for contractors on the move, and is perfect for use on construction sites.

SAWS AND DRILLS



Saw Stand

The Evolution mitre saw stand with extension arms is lightweight but sturdy. Quick to assemble, foldable legs make the stand easy to pack away and transport, while the height-adjustable arms are able to support workpieces up to 3m in length.



Cut Off Saw

Carbide tipped blade lasts longer and produces a cleaner and more accurate cut. Minimises sparks when cutting, and virtually burr free. Cost effective for workshop and production use. Blade hole diameter 25.4mm.

Double Insulated.



Sliding mitre saw

Exact cutting: (Precise and exact cutting obtained by employing):
*Double sliding mechanism.
*Double sliding guide fence.
*Quick and accurate mitre angle loc.



Reciprocating Saw

Makita recipro saws have high cutting efficiency. Great convenience provided by; *Tool-less blade changes. *Tool-less adjustable heavy duty shoe.



Hammer Drill

Makita SDS-Plus Hammer Drill and DX01 Dust Extractor powered with 2 x 18v x 4Ah lithium batteries gives the trade 24mm capacity coupled to a very efficient brushless DC motor.

ITEMS **FOR SALE**

WE STOCK ITEMS FOR SALE, MANY ITEMS CAN BE REQUESTED. SUCH AS HARNESSES, TRANSFORMERS AND MORE.



Harnesses

- AR-01011 Harness with EEZE-KLICK Buckles
- AR-02404 2m Adjustable lanyard
- 2x PJ501 Carabiners
- 0PB Drawstring bag



Strops

- Polyester duplex webbing lifting slings
- Lifting Strops
- Available 1ton – 3ton
- Lengths available from 1mtr – 3mtr
- Reinforced becket eye
- 90mm wide flat load bearing surface
- Light & durable for awkward loads.
- Safety factor 7:1

No Nocs

We stock No Nocs scaffold bumpers or surface protectors for purchase, these can save you time, money and show your customer that you are professional and intend to do the job properly and protect finished work.

Transformers

Designed for use on the worksite to provide power to industrial powertools. Ideal for site use, continuous rating: 1.65KVA. It has a heavy-duty GPR fully weatherproof case which is rated to IP44. It has a re-settable thermal overload amp plug. Note: This transformer is 240V into 110V so has a 240V plug to the mains and then two 110V outputs.



Scaff Tags

Use the world leading visual tagging system for scaffolding to help prevent working at height hazards and manage scaffold inspection procedures. Ensure safe scaffolding use with Scaff tag scaffolding tags.

TRAINING

WE CAN HELP WITH IPAF AND PASMA TRAINING COURSES

IPAF

On this International Powered Access Federation (IPAF) operator training course delegates will learn how to safely select, check and operate the 3A (scissor lift) and 3B (self-propelled boom) MEWP machines.

The delegate should ensure that they are both physically fit and able to bring along both safety shoes and hard hat for the practical part of training.

PASMA

The training course is designed to instruct up to a maximum of 12 candidates and a minimum of 4. The course will provide training on 2 build methods, 3T (Through The Trap) and AGR (Advance Guardrail).

These mobile access towers are approved to BS EN 1004.





0333 444 2727

empirehiregroup.co.uk



hiredesk@empirehiregroup.co.uk